

# User Manual for Registration under The Maharashtra State Tax on Professions, Trades, Callings and Employments Act, 1975 (PTRC)

## Introduction:

Registration under Profession Tax (Enrolment Certificate) and Profession Tax (Registration Certificate) can be obtained on the portal of the Department of Goods and Services Tax, M.S. (MGSTD) <https://mahagst.gov.in> by online application only. If the application is duly filled, Registration Certificate under Profession Tax (Enrolment Certificate) and/or Profession Tax (Registration Certificate) is granted immediately upon submission of the online Application.

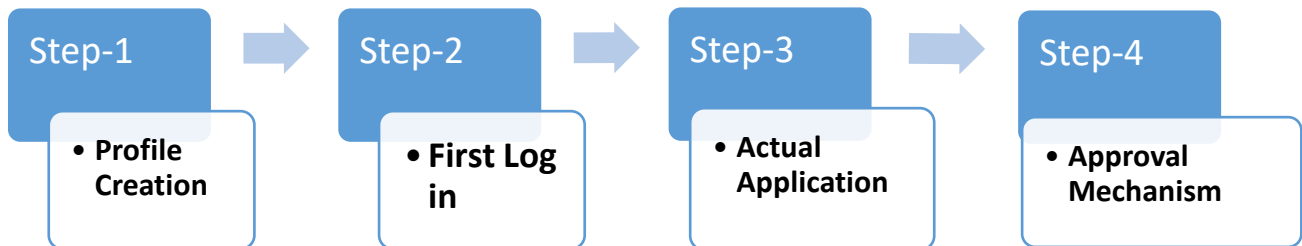
It is to be noted that registration under Profession Tax (Enrolment Certificate) and/or Profession Tax (Registration Certificate) combined with application for Registration under any of the following Acts

1. The Maharashtra Value Added Tax Act, 2002
2. The Central Sales Tax Act, 1956

may be granted after the due verification of the application as per the provisions of the law and therefore, may not be granted immediately upon submission of the online application.

There is not Registration Fee for Profession Tax (Enrolment Certificate) and Profession Tax (Registration Certificate).

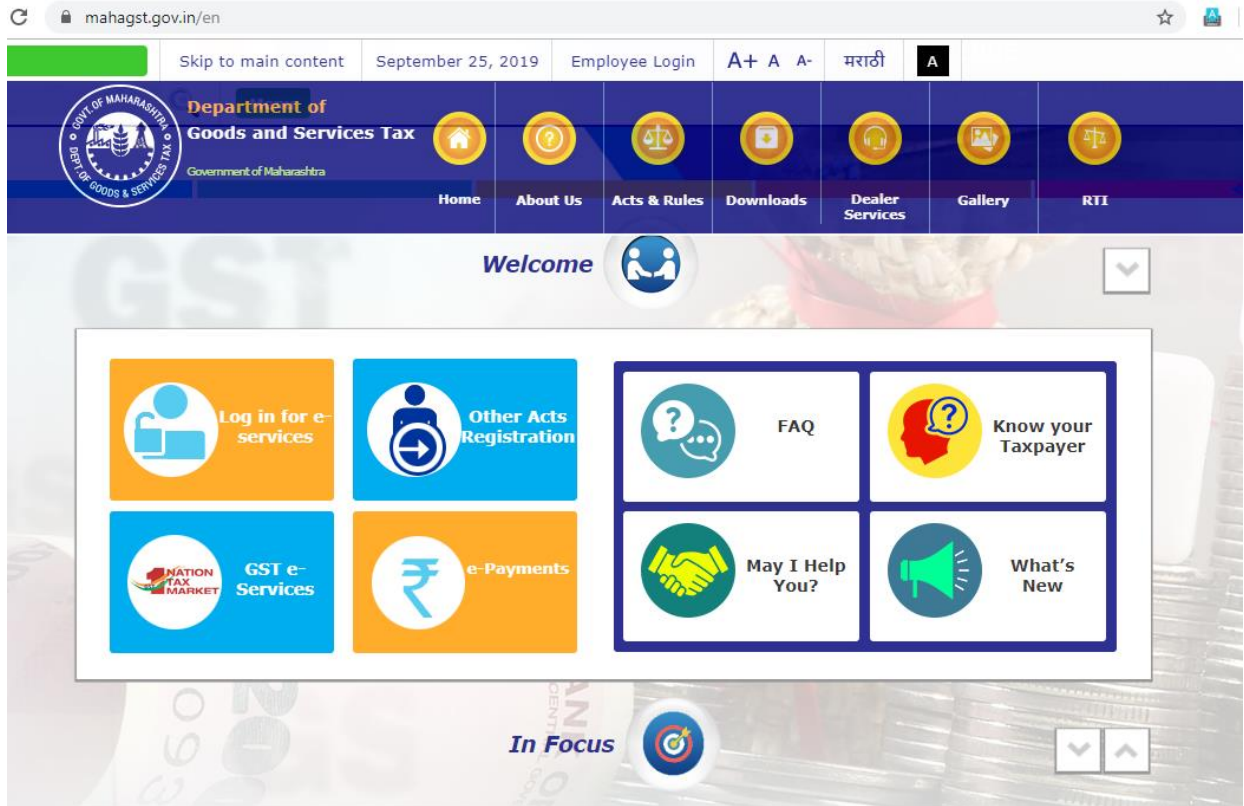
**Process Flow:** Registration Application Process Flow is depicted in the following figure:



# User Manual for Registration under The Maharashtra State Tax on Professions, Trades, Callings and Employments Act, 1975 (PTRC)

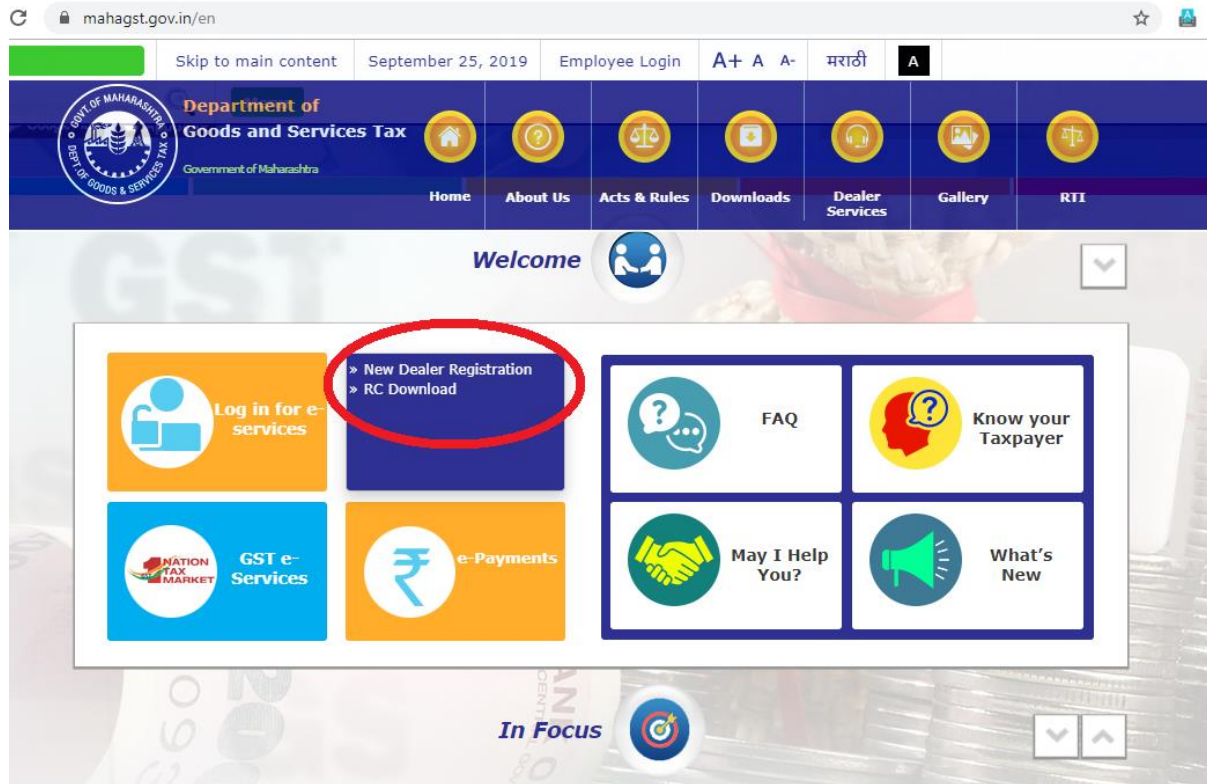
## 1. Step 1- Profile Creation:

For profile creation, applicant has to visit <https://mahagst.gov.in> website and move cursor on “**Other Acts Registration**” tile. (It is to be noted that Profile Creation is One Time Activity only. Once a profile is created/TIN is generated, applicant is no longer needed to create separate Temporary Profile for Registration under any other Acts administered by the Department).

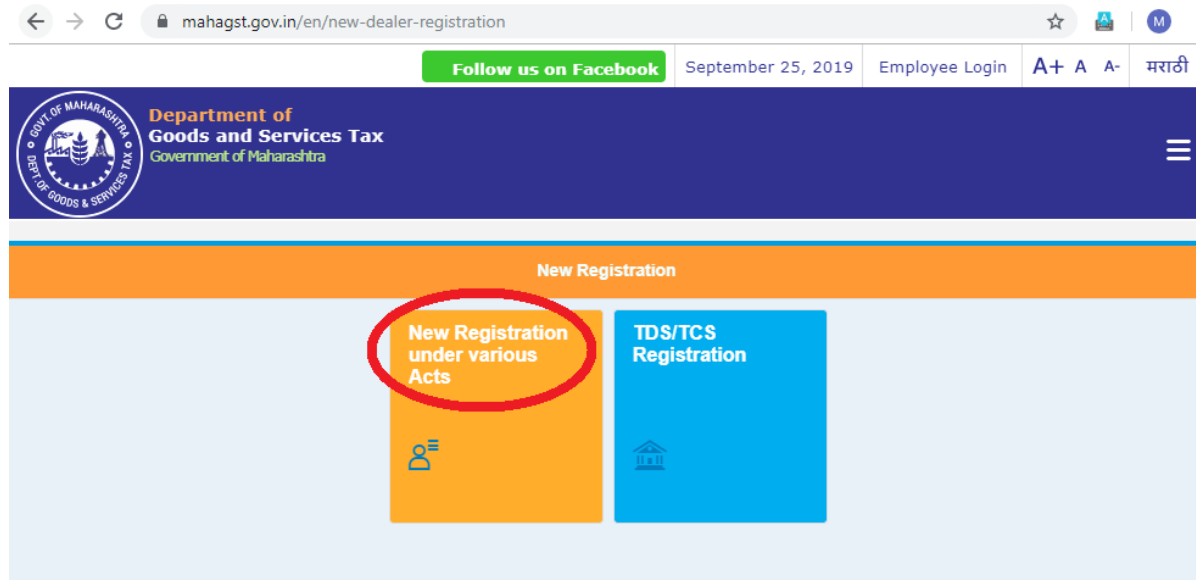


On moving cursor on “**Other Acts Registration**” tile, “**New Dealer Registration**” link will appear on the screen. Please see the following screen-shot.

# User Manual for Registration under The Maharashtra State Tax on Professions, Trades, Callings and Employments Act, 1975 (PTRC)



On clicking **“New Dealer Registration”** following two tiles will be displayed on the screen. Applicant seeking Registration under Profession Tax has to click on **“New Registration under various Acts”** tile.



Upon clicking on **“New Registration under various Acts”** tile, following screen explaining detailed Process Flow will be displayed on the screen. Applicant may choose to read or skip the Process Flow by simply clicking on **“Next”** button as shown in the figure below.

# User Manual for Registration under The Maharashtra State Tax on Professions, Trades, Callings and Employments Act, 1975 (PTRC)

Instructions for Registration

MVAT CST LUXURY TAX PTRC AND PTEC SCPT ENTRY OF GOODS

PROCESS FLOW

1. Log on to web-site www.mahagst.gov.in
2. Click on "e-Registration" on home page.
3. Click on the option "New Registration under various Acts" then "Instructions" page will appear. Detailed guidelines regarding application process flow, list of required documents are provided in the instruction sheet. Click "next" and then "PAN/TAN Validation" information page will appear
4. After that "Temporary Profile creation" page will appear. To create Temporary profile by giving valid PAN, e-mail id and mobile number. After successfully creation of temporary profile and will valid till 90 days for applying the online registration with PAN is user-id and password
5. Applicant will login by using credentials as temporary profile. After successful login, Dealer will select "Existing Users" option from menu option. After that "Act selection" page will appear for which type of Act registration is required. In this page dealer can select multiple Acts for registration in single application.
6. Select MVAT Act from the check boxes provided in the field "Acts for Registration" and requisite dealer type from the "Type of Dealer" field.
7. E-application (Form 101) under MVAT Act will open.
8. Information in the form should be completely filled either by entering in the relevant fields or selecting from the drop down lists.
9. Fields marked with "\*" are mandatory fields.
10. PAN/TAN is a mandatory requirement before applying for registration.
11. Selection of constitution in the form should be as per the PAN.
12. In case, a dealer has opted for all Acts then the forms will be displayed in the sequence MVAT, CST, PTRC, ET, LT, SCPT and lastly PTEC.
13. Once the displayed form is filled completely and submitted, the data of unified fields of other forms will be needed to entered/selected by the applicant across all such forms.
14. The online application form will not be accepted if it is not complete in all respects and the required documents are not submitted along with the application.
15. In case the data in any of the fields is not entered, then the applicant would get error message and would be prompted to enter the said data.

Next

Upon clicking the **"Next Button"**, following message will be displayed on the Screen. If dealer previously was not registered under any of the Acts administered by the MGSTD Department, then he shall select **"New Dealer"**.

Type of Applicant

Please read the following instructions before you proceed

\* Click on 'New Dealer' if you do not have any active registration certificates under any of the acts administered by MSTD.

☐ New Dealer

Next

On Clicking **"Next"**, following screen will be displayed to the dealer. Since PAN is a key requirement for the Profile Creation, Applicant has to provide the same.

# User Manual for Registration under The Maharashtra State Tax on Professions, Trades, Callings and Employments Act, 1975 (PTRC)

← → ↻ mahagst.gov.in/en/new-dealer-registration

September 25, 2019 Employee Login A+ A- मराठी A Search

**Department of Goods and Services Tax**  
Government of Maharashtra

Home About Us Acts & Rules Downloads Dealer Services Gallery RTI

**New Dealer**

Please Select: ☒ PAN ☐ TAN

PAN:

Image:

Captcha:

Next

Some of the basic details of the PAN is automatically fetched from the CBDT (Central Board of Direct Taxes) Departments database. It is to be noted that incorrect PAN will end the Registration cycle at this point.

← → ↻ mahagst.gov.in/en/new-dealer-registration

September 25, 2019 Employee Login A+ A- मराठी A Search

**Department of Goods and Services Tax**  
Government of Maharashtra

Home About Us Acts & Rules Downloads Dealer Services Gallery RTI

**New Dealer**

Please Select: ☒ PAN ☐ TAN

PAN: XXXXXXXXXXXX

Constitution: Person Proprietor

Image:

Captcha: hVweL

Next

## User Manual for Registration under The Maharashtra State Tax on Professions, Trades, Callings and Employments Act, 1975 (PTRC)

If PAN is correct, following screen will be displayed to the dealer required them to provide contact number and email address for future communication.

The screenshot shows the 'User Details' registration form on the mahagst.gov.in website. The browser address bar shows 'mahagst.gov.in/en/new-dealer-registration'. The website header includes a Facebook link, the date 'September 25, 2019', 'Employee Login', font size controls, language 'मराठी', and a search bar. The main navigation bar features the Department of Goods and Services Tax logo and links for Home, About Us, Acts & Rules, Downloads, Dealer Services, Gallery, and RTI. The 'User Details' section contains the following fields:

- Your user ID: XXXXXXXXXXXX
- \*Full Name: Shri XXXXX XXXXX XXXXX
- \*Email ID: (empty field)
- \*Re-enter Email ID: (empty field)
- \*Mobile Number: (empty field)

A blue 'Create Profile' button is located at the bottom of the form.

Upon clicking **“Create Profile”** button, following confirmation message will be displayed on the screen. At this point, dealer will receive a Profile Activation link on given email address and Profile Activation One Time Password on the mobile number given during the registration process.

The screenshot shows the confirmation message displayed after clicking the 'Create Profile' button. The message is as follows:

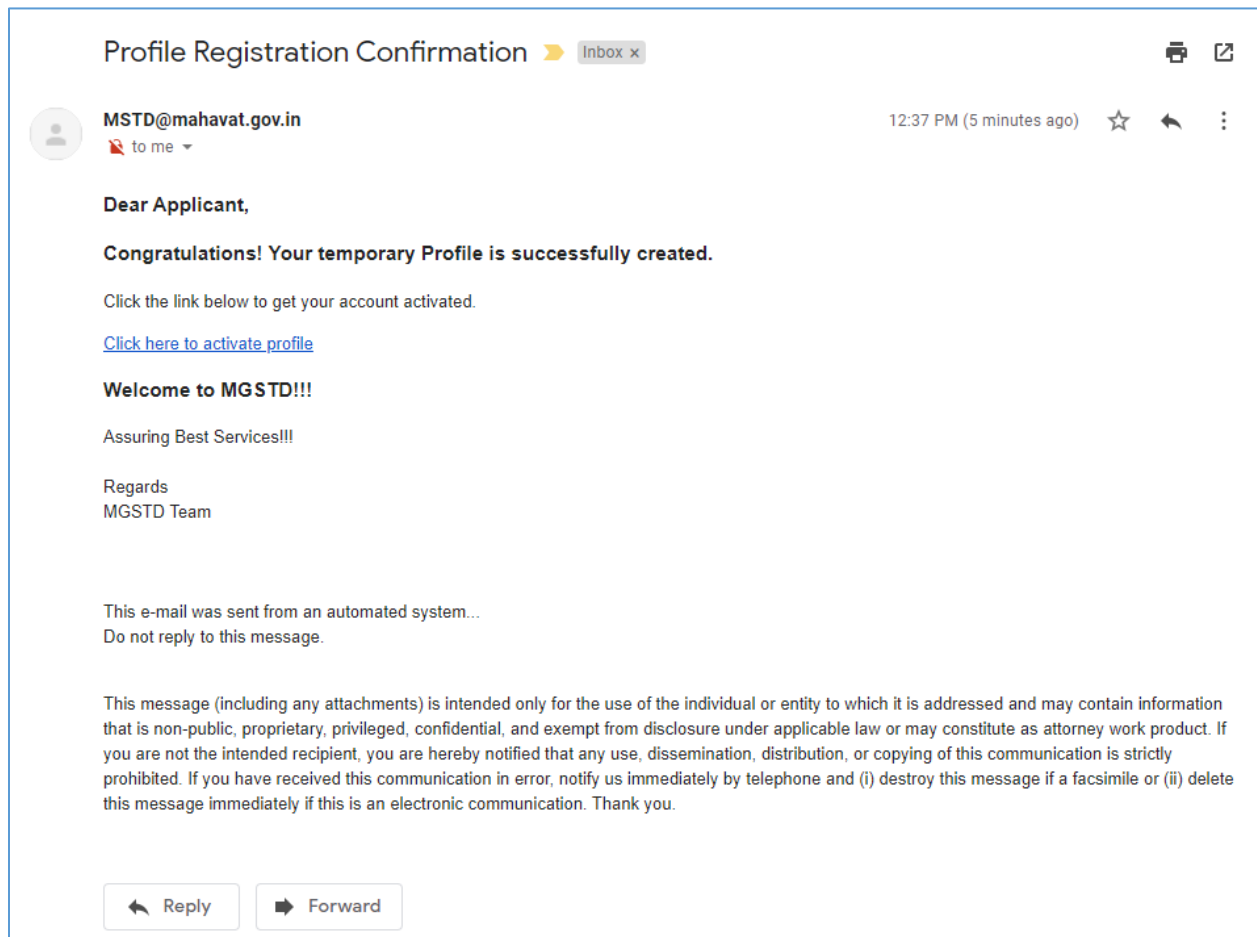
Link has been sent to your registered email ID 'abcbabc@gmail.com'. Please Follow below steps for creation of profile.  
Step 1: Click the link contained in the email.  
Step 2: On the User Details verification page, enter One Time Password(OTP) sent to you on your Registered Mobile Number.

Note: Please check your Junk/Spam folder in case you do not find the email into your Inbox.





If you have not received the email:  
1. Check whether email ID 'abcbabc@gmail.com' provided by you is correct ?  
2. Click [here](#) to resend the email activation link and OTP

# User Manual for Registration under The Maharashtra State Tax on Professions, Trades, Callings and Employments Act, 1975 (PTRC)

Following is the example of the Activation Link received in the e-mail.



On clicking the activation link, Applicant will be redirected to Profile Activation page where he is asked to provide One Time password and additional security feature such as the Security Question and Answer.

← → ↻  eservices.mahagst.gov.in/mstd/practivation/index.html?&Id=AdqqrKqp3snNyts.   |  ⋮

**Profile Activation**

Name as per PAN/TAN:

One Time Password:  [Resend OTP](#)

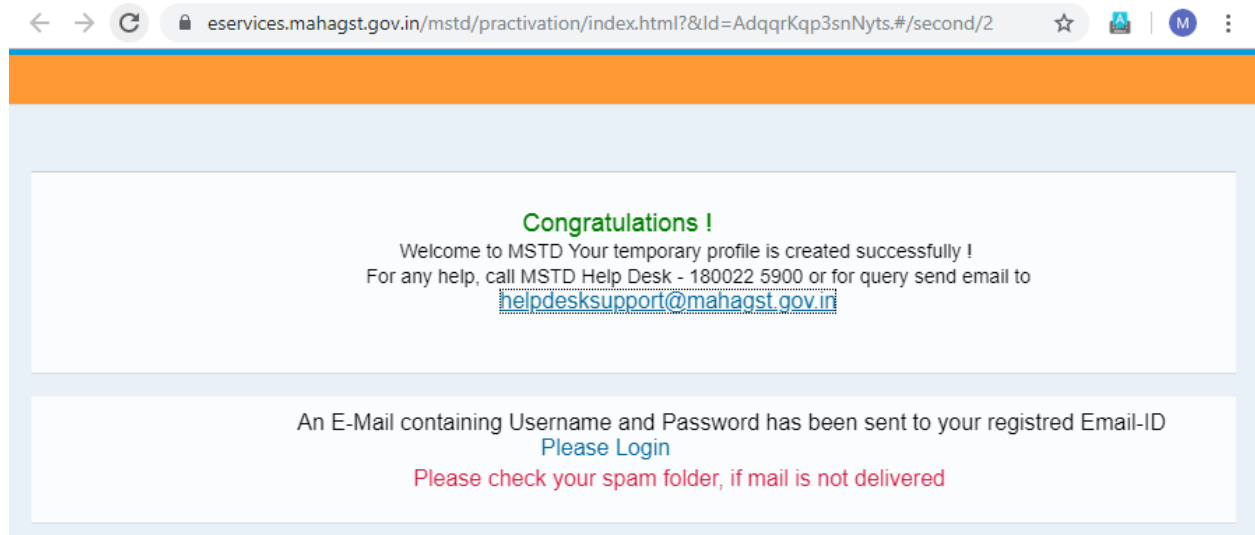
User ID:

Security Question:  ▾

Answer:

## User Manual for Registration under The Maharashtra State Tax on Professions, Trades, Callings and Employments Act, 1975 (PTRC)

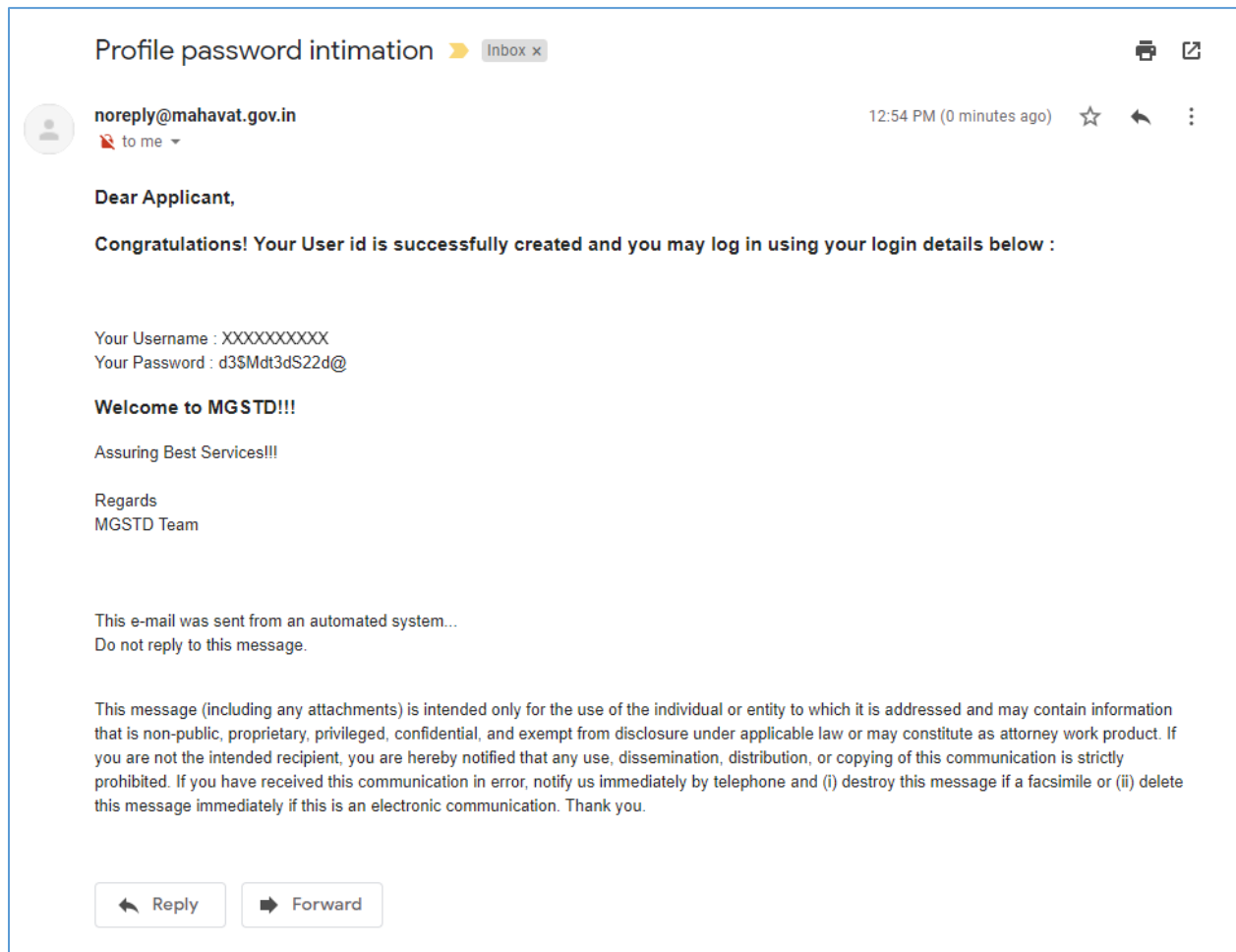
On clicking the submit button, a confirmation message (figure below) will be displayed on the screen. The Temporary profile is created at this Stage and Temporary Password is sent to the registered mail ID.





# User Manual for Registration under The Maharashtra State Tax on Professions, Trades, Callings and Employments Act, 1975 (PTRC)



Below is the exmple of the Temporary Password received in the email.



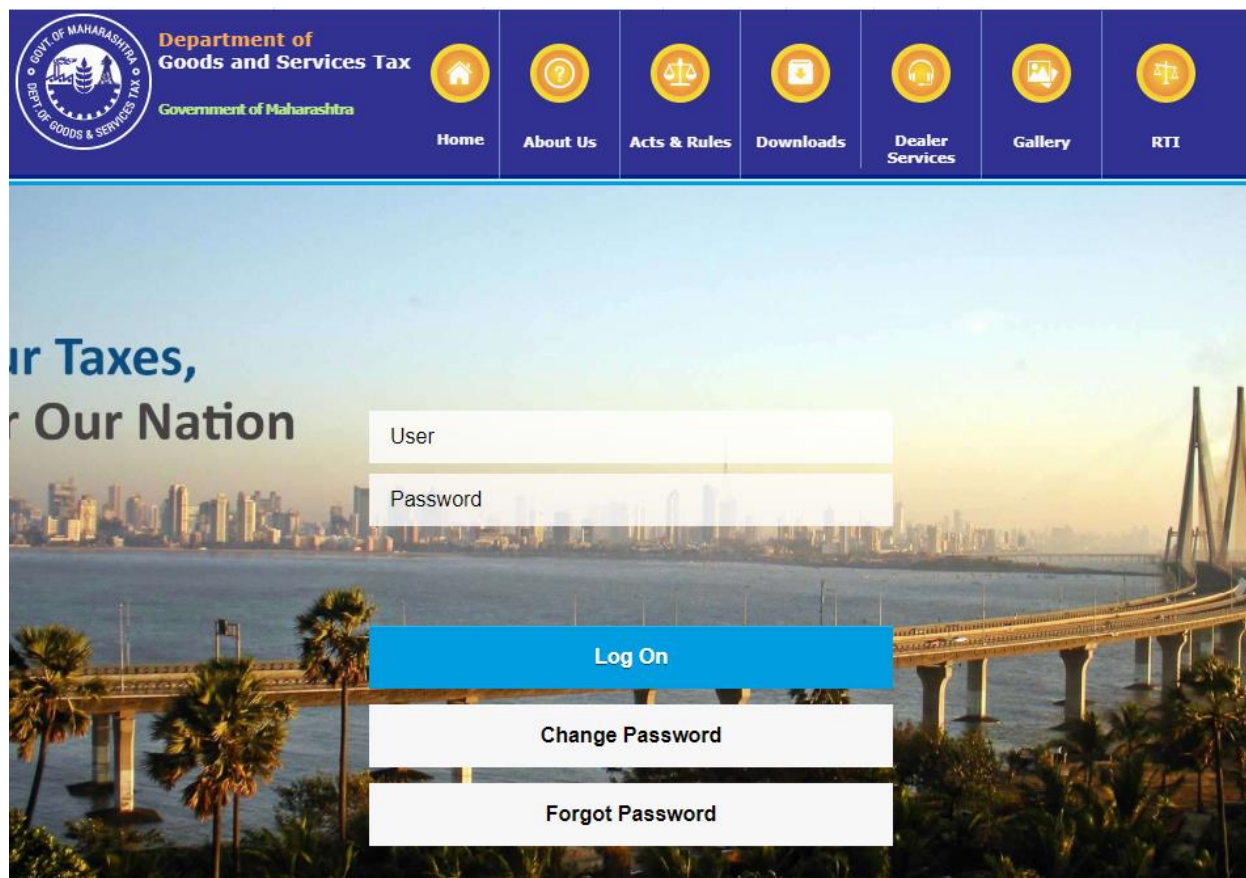
# User Manual for Registration under The Maharashtra State Tax on Professions, Trades, Callings and Employments Act, 1975 (PTRC)

## 2. First Log-in

After receiving Temporary password, Applicant has to Log-in the System and change the same. Screenshot of the same are provided in the figures below.



# User Manual for Registration under The Maharashtra State Tax on Professions, Trades, Callings and Employments Act, 1975 (PTRC)



The screenshot shows the official website of the Department of Goods and Services Tax, Government of Maharashtra. The header is a dark blue bar with the department's logo on the left and a navigation menu on the right. The logo is circular with the text 'GOVT. OF MAHARASHTRA' and 'DEPT. OF GOODS & SERVICES TAX' around a central emblem. The navigation menu consists of seven yellow circular icons with corresponding labels: Home, About Us, Acts & Rules, Downloads, Dealer Services, Gallery, and RTI. Below the header is a large banner image of a coastal city skyline at sunset, with a bridge in the foreground. Overlaid on the banner is a white login form with the following elements:

- Text: "ur Taxes, r Our Nation" (partially visible)
- Input field: "User"
- Input field: "Password"
- Button: "Log On" (blue background)
- Button: "Change Password" (white background)
- Button: "Forgot Password" (white background)

# User Manual for Registration under The Maharashtra State Tax on Professions, Trades, Callings and Employments Act, 1975 (PTRC)

**Department of Goods and Services Tax**  
Government of Maharashtra

Home About Us Acts & Rules Downloads Dealer Services Gallery RTI

**ur Taxes,  
r Our Nation**

User XXXXXXXXXXXX

Password .....

Log On

Change Password

Forgot Password

**Department of Goods and Services Tax**  
Government of Maharashtra

Home About Us Acts & Rules Downloads Dealer Services Gallery RTI

**ur Taxes,  
Our Nation**

User XXXXXXXXXXXX

Current Password

New Password

Repeat Password

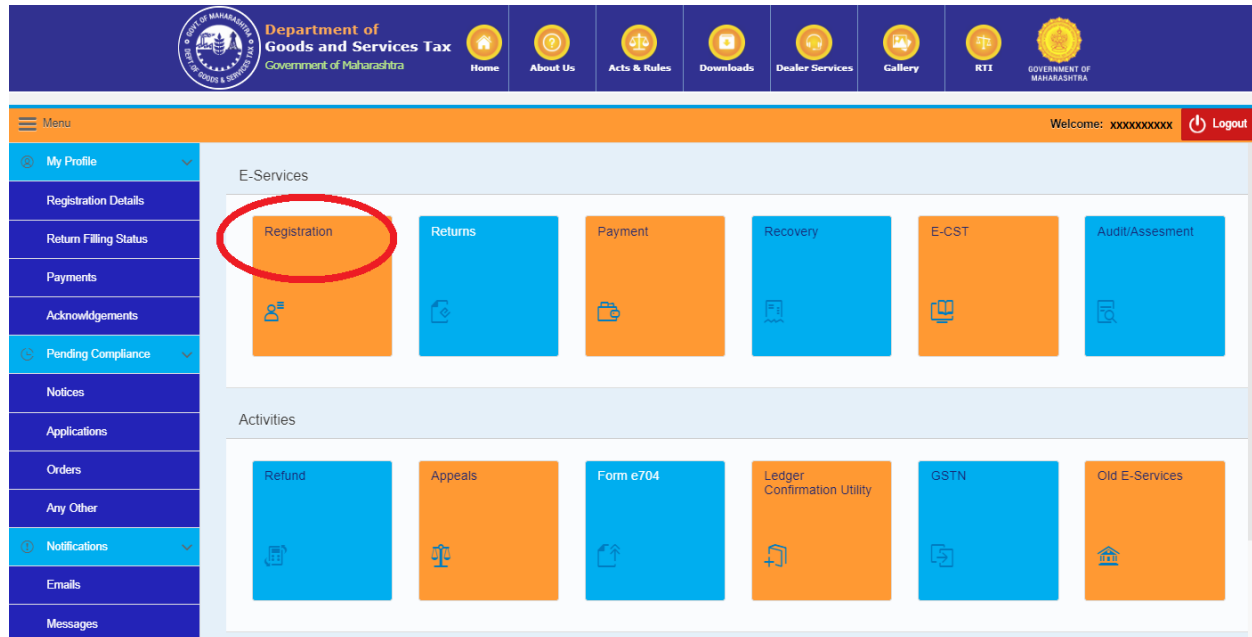
This is an initial password that must be changed

Change

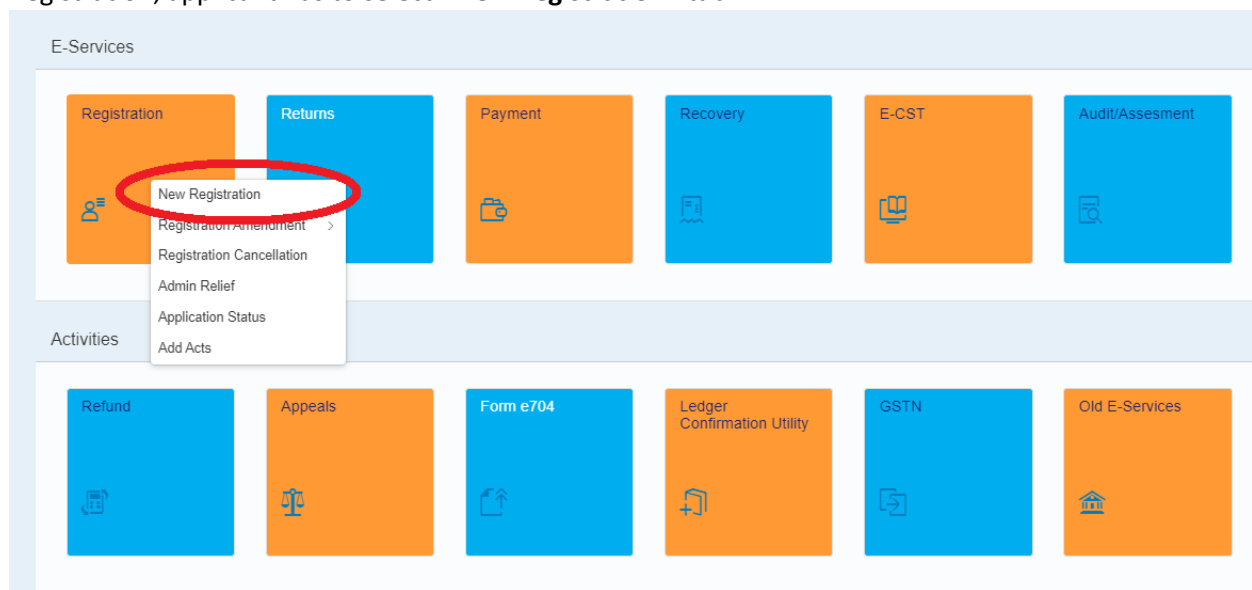


# User Manual for Registration under The Maharashtra State Tax on Professions, Trades, Callings and Employments Act, 1975 (PTRC)

After the First Login Session is complete, following Dashboard will be displayed to the Applicant. Applicant may access various e-Services, including e-Registration, provided by the MGSTD. An Applicant seeking application under PTEC/ PTRC shall click on the “**Registration**” tile.



On Clicking the “**Registration**” tile, following sub-lists will be shown on the screen. For obtaining New Registration, applicant has to select “**New Registration**” tab.



# User Manual for Registration under The Maharashtra State Tax on Professions, Trades, Callings and Employments Act, 1975 (PTRC)

## Actual Application

On clicking “**New Registration**” tab, a list of Acts administered by the Department will be displayed to the applicant. Applicant may choose to apply for registration under multiple Acts.

[Home](#)[Logout](#)

Select Act Type

Act	Status	Application Number
<input type="checkbox"/> The Maharashtra Value Added Tax Act, 2002 (MVAT)		
<input type="checkbox"/> The Central Sales Tax Act, 1956 (CST)		
<input type="checkbox"/> The Maharashtra Tax on Luxuries Act, 1987 (LUXURY TAX)		
<input type="checkbox"/> The Maharashtra State Tax on Professions, Trades, Callings and Employments Act, 1975 (PTRC)		
<input type="checkbox"/> The Maharashtra Purchase Tax on Sugarcane Act, 1962 (SCPT)		
<input type="checkbox"/> The Maharashtra Tax on the Entry of Goods into Local Areas Act, 2002 (ENTRY OF GOODS)		
<input type="checkbox"/> The Maharashtra State Tax on Professions, Trades, Callings and Employments Act, 1975 (PTEC)		

Next

# User Manual for Registration under The Maharashtra State Tax on Professions, Trades, Callings and Employments Act, 1975 (PTRC)

For the purpose of this User Manual, only registration under PTRC is selected in the above-mentioned list of acts administered by the Department of State Tax, Maharashtra. Applicant has to fill the data carefully. This is the online version of the Registration form prescribed in 'The Maharashtra State Tax on Professions, Trades, Callings and Employments Rules, 1975'.

[Home](#) [Logout](#)

1 Select Act

2 **Registration form**

3 POB

4 Bank Details

5 **APOB**

6 Other information

7 Details of Residential

8 Declaration

9 Upload Documents

10 Acknowledgement

FORM – I  
(See rule 3(1))  
EMPLOYERS REGISTRATION FORM  
Application for Registration under sub-section (1) of section 5 of The Maharashtra State Tax on Professions, Trades, Callings and Employments Act, 1975

To,  
The Registering Authority  
I hereby apply for grant of registration certificate under section 5 of The Maharashtra State Tax on Professions, Trades, Callings and Employments Act, 1975.

\*1. PAN / TAN of Employer: AAHPM2173M

\*Documents required for proof of PAN/TAN: ☒

\*2. Name of the Employer (as mentioned in PAN/TAN): Shri ASHOKKUMAR SAMBHAJI G...

\*3. Constitution: Other

\*Document(s) required for Constitution of Business: No data

\*4. Nature of Work/Business/Activity (Mention appropriate Sr. No. from Annexure- II): Annexure- II

\*i) Serial No: 000

\*ii) In case of Serial Number-44 please specify:

\*5. Status of the Signatory to the application: --- SELECT ---

\*5(A). Name of the signatory to the application: First Name Middle Name Last Name

\*6. Date of commencement of activity of Employer: 01/01/2010

\*7. Commencement of liability, Month from which the liability to pay tax commences:  
Mention the date on which liability to pay tax commences: 01/2010

\*8. No. of employees on the date of application to whom salary or wages paid per month are:

Salary/Wages	No of employees
a) Do not exceed rupees 7,500/-	0
b) Exceed rupees 7500/- but do not exceed rupees 10,000/-(For Male)	0
b) Exceed rupees 7500/- but do not exceed rupees 10,000/-(For Female)	0
c) Exceed rupees 10,000/-	0
Total	0

[Previous](#) [Next](#)

# User Manual for Registration under The Maharashtra State Tax on Professions, Trades, Callings and Employments Act, 1975 (PTRC)

[Home](#)[Logout](#)

1Select Act

2Registration form

3POB

4Bank Details

5APOB

6Other information

7Details of Residential

8Declaration

9Upload Documents

10Acknowledgement

\*9. Full Address of the Principal Place of Employer

Address

\*Building No/Flat No/Door No:

H 14 ANSA ESTATESAKI

Floor No:

VIHAR ROADMUMBAI

\*Name of the Premises/Building:

\*Road/Street/Lane:

\*District:

MUMBAI

\*Taluka:

MUMBAI (M. CORP)

\*Locality/Area/Village:

Sakinaka

\*Pincode:

400072

Latitude(Optional):

Longitude(Optional):

Contact Details

Telephone No 1 with STD Code:

STD Code

Telephone No 2 with STD Code:

STD Code

\*Mobile No 1:

9766235023

Mobile No 2:

FAX No:

\*Email Address 1:

testmailtri07@gmail.com

Email Address 2:

Website:



# User Manual for Registration under The Maharashtra State Tax on Professions, Trades, Callings and Employments Act, 1975 (PTRC)

\*Nature of possession of premises:

- ☒ Owned    ☐ Rented/Leave and license  
☐ Rent free    ☐ Transit/Online seller  
☐ Leased    ☐ Tenancy/Sub-tenancy  
☐ Consent    ☐ Stall Booking (only applicable for casual)

Documents required for proof of Place of Employer(Select any one Document)

- |                          |  |
|--------------------------|--|
| <input type="checkbox"/> | Latest electricity bill*                     |
| <input type="checkbox"/> | Property Card                                |
| <input type="checkbox"/> | Registered Ownership deed                    |
| <input type="checkbox"/> | Registered Agreement (including Index I...   |
| <input type="checkbox"/> | Society maintenance receipt                  |
| <input type="checkbox"/> | Share certificate of Co-operative society... |
| <input type="checkbox"/> | Certificate showing the address of the a...  |
| <input type="checkbox"/> | Latest electricity bill *                    |
| <input type="checkbox"/> | Leave and license agreement in the na...     |
| <input type="checkbox"/> | Ownership proof of Licensor                  |
| <input type="checkbox"/> | Property Card                                |
| <input type="checkbox"/> | Registered Ownership deed                    |
| <input type="checkbox"/> | Registered Agreement (including Index I...   |
| <input type="checkbox"/> | Society maintenance receipt                  |
| <input type="checkbox"/> | Share certificate of Co-operative society... |
| <input type="checkbox"/> | Latest electricity bill *                    |
| <input type="checkbox"/> | Consent letter from family member/s in t...  |
| <input type="checkbox"/> | Ownership proof of Consenter/s               |
| <input type="checkbox"/> | Property Card                                |
| <input type="checkbox"/> | Registered Ownership deed                    |
| <input type="checkbox"/> | Registered Agreement (including Index I...   |

# User Manual for Registration under The Maharashtra State Tax on Professions, Trades, Callings and Employments Act, 1975 (PTRC)

- ☐ Society maintenance receipt
- ☐ Share certificate of Co-operative society...
- ☐ List of directors from Registrar of Comp...
- ☐ Board Resolution of consenter company
- ☐ Consent letter and signature proof of co...
- ☐ Latest electricity bill \*
- ☐ In case of transit Agreement/ Letter of al...
- ☐ In case of Online Sellers Agreement bet...
- ☐ Latest electricity bill \*
- ☐ Registered Tenancy/Sub-tenancy agree...
- ☐ Latest Rent Receipt
- ☐ Incase of Sub-tenant No Objection Certif...
- ☐ Allotment Letter
- ☐ Latest electricity bill \*
- ☐ Lease Agreement
- ☐ Latest electricity bill\*
- ☐ Consent letter from family member/s in t...
- ☐ Ownership proof of Consenter/s
- ☐ Property Card
- ☐ Registered Ownership deed
- ☐ Registered Agreement (Including Index I...
- ☐ Society maintenance receipt
- ☐ Share certificate of Co-operative society...
- ☐ List of directors from Registrar of Comp...
- ☐ Board Resolution of consenter company
- ☐ Consent letter and signature proof of co...

# User Manual for Registration under The Maharashtra State Tax on Professions, Trades, Callings and Employments Act, 1975 (PTRC)

## Electricity Bill Details

Service Provider:

Consumer No:

Account No:

## IGR Details

District:

Location of Sub-registrar:

Year:

Document Number:

# User Manual for Registration under The Maharashtra State Tax on Professions, Trades, Callings and Employments Act, 1975 (PTRC)

[Home](#)[Logout](#)

1Select Act

2Registration form

3POB

4Bank Details

5APOB

6Other information

7Details of Residential

8Declaration

9Upload Documents

10Acknowledgement

10. Details of bank account(s)

Add bank accountsDelete bank accounts

Total number of Bank Accounts maintained by the applicant for conducting business: 1

←

→

Select Entry: ☒ MICR Code ☐ IFSC Code

Account number:

Type of Account:

MICR Code:

Name of the Bank:

Branch and Address of the Bank and Branch:

Pin Code:

State:

Document Required for bank details: ☐ Scanned copy Cancelled Cheque of Current Account in the name of firm/business

# User Manual for Registration under The Maharashtra State Tax on Professions, Trades, Callings and Employments Act, 1975 (PTRC)

[Home](#)[Logout](#)

1Select Act

2Registration form

3POB

4Bank Details

5APOB

6Other information

7Details of Residential

8Declaration

9Upload Documents

10Acknowledgement

11. Details of the Additional Place(s) of Employer

Total number of Additional Place(s) of Employer

1

Premises 1 Details of Additional Place of Employer:

Add PremisesDelete Premises

←

→

Address(1)

Building No/Flat No/Door No:

Floor No:

Name of the Premises/Building:

Road/Street/Lane:

District:

Taluka:

Locality/Area/Village:

Pincode:

Latitude(Optional):

Longitude(Optional):

Contact Details

Telephone No 1 with STD Code:

STD Code

Telephone No 2 with STD Code:

STD Code

\*Mobile No 1:

Mobile No 2:

FAX No:

\*Email Address 1:

Email Address 2:

Website:

Nature of possession of premises \*: ☐ Owned ☐ Rented/Leave and seller ☐ Rent free ☐ Transit/Online seller

Previous

Next

# User Manual for Registration under The Maharashtra State Tax on Professions, Trades, Callings and Employments Act, 1975 (PTRC)

[Home](#)

Logout

1Select Act

2Registration form

3POB

4Bank Details

5APOB

6Other information

7Details of Residential

8Declaration

9Upload Documents

10Acknowledgement

12. Employer Member ID or PF Account Number

13. Other information (If applicable)

1	TIN under MVAT Act	27650007205	V
	Date of effect (DD/MM/YYYY)	DD/MM/Y...	
2	TIN under CST Act		C
	Date of effect (DD/MM/YYYY)	DD/MM/Y...	
3	R.C No. under Profession Tax Act		P
	Date of effect (DD/MM/YYYY)	DD/MM/Y...	

Previous

Next

# User Manual for Registration under The Maharashtra State Tax on Professions, Trades, Callings and Employments Act, 1975 (PTRC)

[Home](#)[Logout](#)

1Select Act

2Registration form

3POB

4Bank Details

5APOB

6Other information

7Details of Residential

8Declaration

9Upload Documents

10Acknowledgement

14\*. Details of Proprietor/ all Partners/Karta/Managing Directors and whole time Director/Members of Managing Committee of Associations /Board of Trustees / all persons having any interest in the business.

Total Number of Persons

Note: Please provide details in the table below. In case you need more tables, click on add button

- ◆ In case of Proprietorship: Details of Owner/Proprietor.
- ◆ In case of Partnership: Details of all Managing/ Authorized Partners (personal details of all partners but photos of only one partners including that of Managing Partner is to be submitted)
- ◆ In case of Companies registered under Companies Act: Managing Director and whole time directors.
- ◆ In case of HUF: Details of Karta of HUF.
- ◆ In case of Trust: Details of Managing Trustee.
- ◆ In case of Association of Persons: Details of Members of Managing Committee(personal details of all members but photos of only one members including that of Chairman is to be submitted)
- ◆ In case of Local Authority: Details of CEO or equivalent.
- ◆ In case of Statutory Body: Details of CEO or equivalent.
- ◆ In case of others: Details of person responsible for day to day affairs of the business.
- ◆ In case of LLP, If Partners Registered then TIN, otherwise as above of all partners.
- ◆ Any other documents on which the address is available.

[Add](#)[Delete](#)

# User Manual for Registration under The Maharashtra State Tax on Professions, Trades, Callings and Employments Act, 1975 (PTRC)

[Home](#)[Logout](#)

1Select Act

2Registration form

3POB

4Bank Details

5APOB

6Other information

7Details of Residential

8Declaration

9Upload Documents

10Acknowledgement

Details(1)

\*Name of the person:

VEERA DARAYUS MO...

Middle Name

Last Name

\*Name of Father/Husband:

First Name

Middle Name

Last Name

Designation/Status:

001

Date of birth:

03/01/2019

\*PAN:

AAHPM2173M

POI (Person of Indian Origin):

OCI (Overseas Citizenship of India):

PTEC:

TIN:

PTRC:

Passport No(in case of foreigners):

UID No:

DIN No.(if any):



# User Manual for Registration under The Maharashtra State Tax on Professions, Trades, Callings and Employments Act, 1975 (PTRC)

[Home](#)[Logout](#)

1Select Act

2Registration form

3POB

4Bank Details

5APOB

6Other information

7Details of Residential

8Declaration

9Upload Documents

10Acknowledgement

DIN No.(if any):

\*Mobile Number:

\*E-mail address:

INFO@VBMFANS.COM

Telephone No:

91222847115

Gender:

Male

FAX No:

Residential Address

\*Building No/Flat No/Door No:

PERVEZ LODGEKHAR16 T

Floor No:

H ROAD

\*Name of the Premises/Building:

\*Road/Street/Lane:

.

State:

\*District:

\*Taluka/Area:

\*Post:

\*Pincode:

400052

Latitude(Optional):

Longitude(Optional):

# User Manual for Registration under The Maharashtra State Tax on Professions, Trades, Callings and Employments Act, 1975 (PTRC)

[Home](#)[Logout](#)

1Select Act

2Registration form

3POB

4Bank Details

5APOB

6Other information

7Details of Residential

8Declaration

9Upload Documents

10Acknowledgement

Contact Details

Telephone No 2 with STD Code:

Mobile No:

Email Address:

FAX No:

Documents required for proof of Place of Premanent Residence Address (Select any one)

☒ Latest paid electricity bill in the name of the applicant

☐ Ration Card having the name of the applicant

☐ Valid Indian Passport

☐ Driving License

☐ Election Photo Identity Card

☐ Property Card

☐ Latest copy of MNTL/BSNL landline bill

☐ Latest copy of bill of domestic gas agency

☐ First page of passbook of saving Bank Account

☐ Certificate showing the address of the applicant issued by t

# User Manual for Registration under The Maharashtra State Tax on Professions, Trades, Callings and Employments Act, 1975 (PTRC)

[Home](#)[Logout](#)

1

Select Act

2

Registration form

3

POB

4

Bank Details

5

APOB

6

Other information

7

Details of Residential

8

Declaration

9

Upload Documents

10

Acknowledgement

☐ Kindly check that given information is correct.[Previous](#)[Next](#)

# User Manual for Registration under The Maharashtra State Tax on Professions, Trades, Callings and Employments Act, 1975 (PTRC)

## Upload Documents

Photo of signatory to the application *	brahma.JPG	<a href="#">Upload</a>	<a href="#">Preview</a>
Signature	brahma.JPG	<a href="#">Upload</a>	<a href="#">Preview</a>
Annexure "B" (Download Template)	brahma.JPG	<a href="#">Upload</a>	<a href="#">Preview</a>
PAN of Proprietor	brahma.JPG	<a href="#">Upload</a>	<a href="#">Preview</a>
BANK-000001-Cancelled cheque(s) of current account in the...	brahma.JPG	<a href="#">Upload</a>	<a href="#">Preview</a>
Residential-000001-Latest paid electricity bill in the name of t...	brahma.JPG	<a href="#">Upload</a>	<a href="#">Preview</a>
Residential-000001-Ration Card having the name of the appl...	brahma.JPG	<a href="#">Upload</a>	<a href="#">Preview</a>
Residential-000001-Valid Indian Passport	brahma.JPG	<a href="#">Upload</a>	<a href="#">Preview</a>
Residential-000001-Scanned Copy of PAN (Residential)	brahma.JPG	<a href="#">Upload</a>	<a href="#">Preview</a>

☒ Declaration

**User Manual for Registration under  
The Maharashtra State Tax on Professions, Trades, Callings and Employments  
Act, 1975 (PTRC)**

<b>DEPARTMENT OF SALES TAX</b> GOVERNMENT OF MAHARASHTRA, INDIA <a href="http://www.mahavat.gov.in">www.mahavat.gov.in</a>	
<b>Acknowledgment</b>	
Your application for Registration has been received	
PAN	
Date	06-10-2018
Application Reference No.	000100004833
Full Name of Business	Mr. GST Suvidha Six
Registration application filed for following acts	
Location	KALYAN

This is computer generated acknowledgment. Please quote application reference no for any further communication with the department.

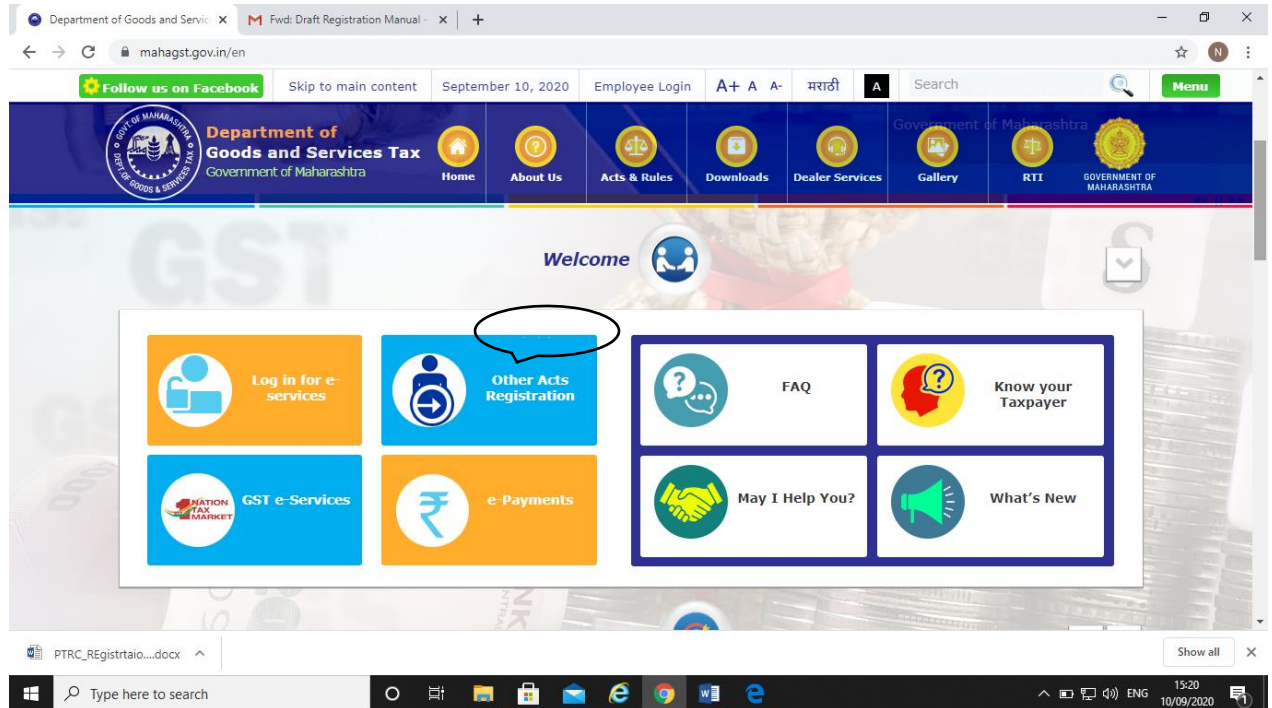
### **3. Approval Mechanism**

Every application seeking Registration under The Maharashtra State Tax on Professions, Trades, Callings and Employments Act, 1975 (PTRC) is granted immediately upon submission of the duly filled online application. Procedure of approval is automatic and given by the system. There is no human interference.

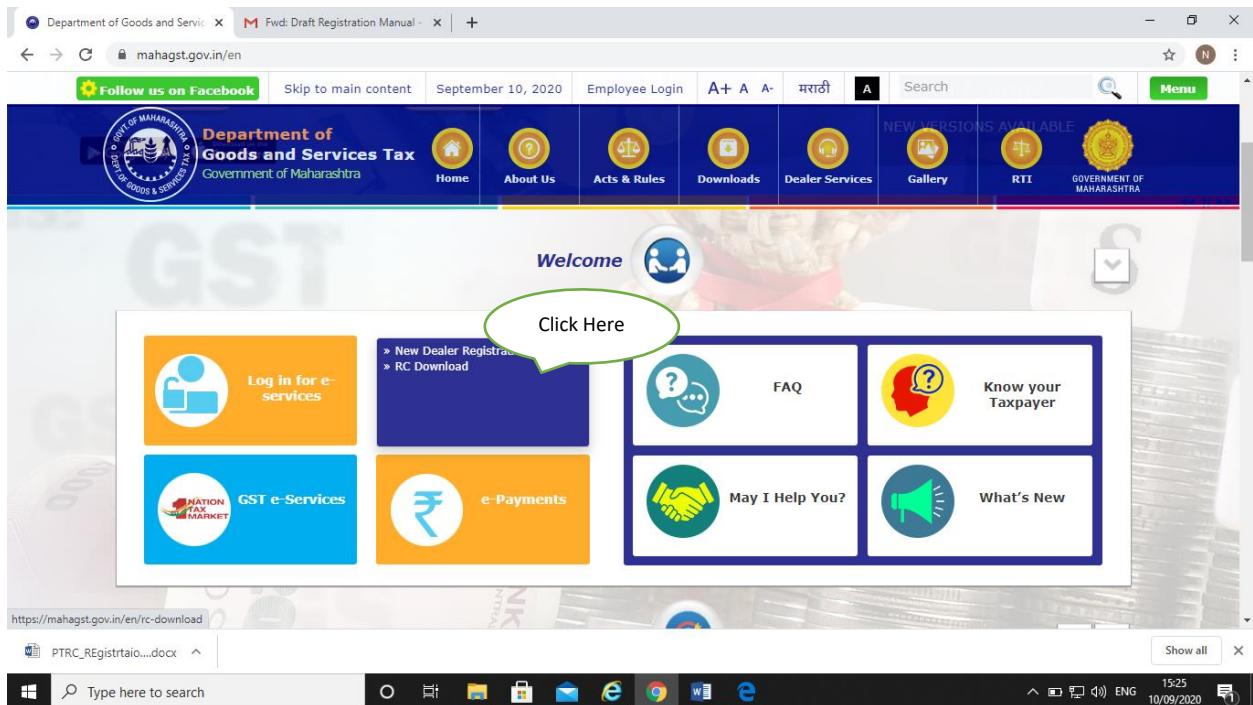
Email in this regard is given to the Applicant on his registered email ID. Registration Certificate is sent as an attachment in the said email. He can also download the Registration Certificate from the portal of the Department <https://mahagst.gov.in> as under:

# User Manual for Registration under The Maharashtra State Tax on Professions, Trades, Callings and Employments Act, 1975 (PTRC)

Click on **“Other Act Registration”**



Click on **“R C Download”** as under:



# User Manual for Registration under The Maharashtra State Tax on Professions, Trades, Callings and Employments Act, 1975 (PTRC)


Enter PAN/TIN as under and click on **“Get Status”** for downloading the Registration Certificate.

The screenshot shows a web browser window with the URL [mahagst.gov.in/en/rc-download](http://mahagst.gov.in/en/rc-download). The page header includes a navigation bar with the Department of Goods and Services Tax logo and links to Home, About Us, Acts & Rules, Downloads, Dealer Services, Gallery, RTI, and Government of Maharashtra. A sidebar on the left contains various icons. The main content area displays the Department of Goods and Services Tax logo and the text "Dealer Information". Below this, there is a form with a label "PAN/TIN(11 Digits):" and a text input field. A blue button labeled "Get Status" is positioned to the right of the input field. The browser's address bar shows the URL, and the Windows taskbar at the bottom displays the search bar and various application icons.


RC Download | Department of G... x Fwd: Draft Registration Manual - x +

← → ↻ mahagst.gov.in/en/rc-download

Follow us on Facebook September 10, 2020 Employee Login A+ A- मराठी A Search

 **Department of  
Goods and Services Tax**  
Government of Maharashtra

Home About Us Acts & Rules Downloads Dealer Services Gallery RTI GOVERNMENT OF MAHARASHTRA

  
Department of Goods and Services Tax  
Government of Maharashtra

Dealer Information

PAN/TIN(11 Digits):

Get Status

PTRC\_Registratio....docx Show all x

Type here to search

15:36 10/09/2020 ENG